

SMART METER



GoodWe Smart Meter is designed with high precision small dimensions, convenient operation and installation. It is available for both single-phase and three-phase grid system connection to detect voltage, current, power and energy, for working with inverters including SEMS systems for the purpose energy management.



Modular Design



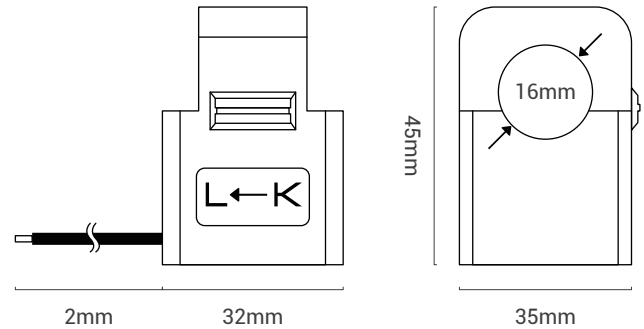
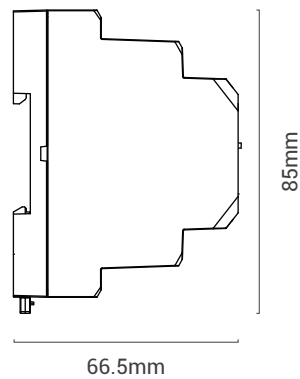
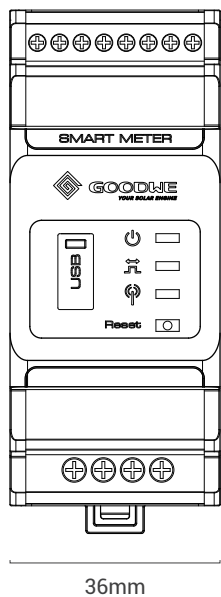
Precise Data Collection



Easy Installation



Dimensions



Model		GM3000	GM1000
Application		Three-phase	Single-phase
Voltage	Nominal Voltage	3L+N/400Vac	230Vac
	Voltage Range	0.7~1.2 Un	0.7~1.2 Un
	Frequency	50Hz/60Hz	
Current Input		External opening and closing CT access: 120A/40mA;	
Self-Consumption		<3W	
Data Detection		Voltage,current,active power,reactive power,power factor,frequency	
Energy Calculation		Active/ Reactive Power Energy	
Precision	Voltage/Current	Class 1	
	Active Power	Class 1	
	Reactive Power	Class 2	
Communication	With inverter	RS485	
Interface		3 LED (power, energy consumption, communication), USB port, reset button	
Mechanical parameters	Size (L*W*H)	36*85*66.5mm	
	Weight	±420g	±220g
	Protection Class	IP20 (for indoor use)	
	Installation method	Mounting rack	
Operating Temperature		-20 ~ 60°C	
Operating Humidity		<95%, No condensation	
Altitude		<2000m	