


# SMART METER



GoodWe Smart Meter is designed with high precision small dimensions, convenient operation and installation. It is available for both single-phase and three-phase grid system connection to detect voltage, current, power and energy, for working with inverters including SEMS systems for the purpose energy management.



Modular Design



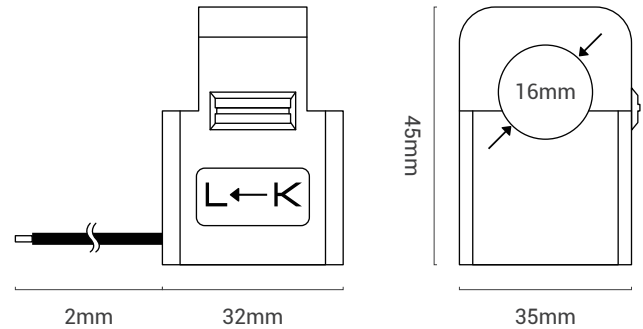
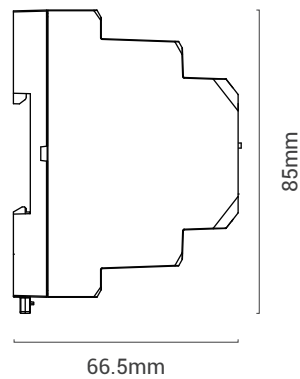
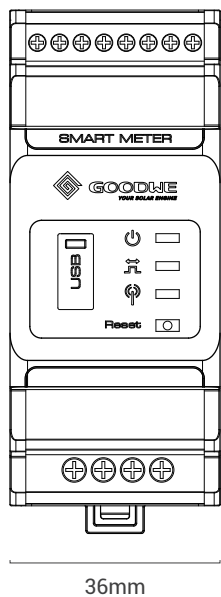
Precise Data Collection



Easy Installation



## Dimensions



Model		GM3000	GM1000
Application		Three-phase	Single-phase
Voltage	Nominal Voltage	3L+N/400Vac	230Vac
	Voltage Range	0.7~1.2 Un	0.7~1.2 Un
	Frequency	50Hz/60Hz	
Current Input		External opening and closing CT access: 120A/40mA;	
Self-Consumption		<3W	
Data Detection		Voltage,current,active power,reactive power,power factor,frequency	
Energy Calculation		Active/ Reactive Power Energy	
Precision	Voltage/Current	Class 1	
	Active Power	Class 1	
	Reactive Power	Class 2	
Communication	With inverter	RS485	
Interface		3 LED (power, energy consumption, communication), USB port, reset button	
Mechanical parameters	Size (L*W*H)	36*85*66.5mm	
	Weight	±420g	±220g
	Protection Class	IP20 (for indoor use)	
	Installation method	Mounting rack	
Operating Temperature		-20 ~ 60°C	
Operating Humidity		<95%, No condensation	
Altitude		<2000m	